



COFFS ORCHID NEWS – NOVEMBER, 2021

PUBLICATION OF THE COFFS HARBOUR ORCHID SOCIETY

P.O. Box 801, Coffs Harbour. NSW 2450

Email: chorchidsociety@gmail.com

Web: www.coffSORCHIDSOCIETY.ORG.AU

PRESIDENT'S ANNUAL REPORT, 2021

Firstly, thank you to everyone for being so resilient to change. Over the last months we have encountered fire, flood, drought and, of course, the COVID pestilence. It has been uncomfortable, unsettling, and in many cases a cause for great distress with members being unable to meet up with family and friends. I mentioned in another forum that we should take one day at a time, or rather two, but perhaps that should have been months? We have been subjected to so many restrictions which have impacted on our excursions, Workshops, Shows, and even our 50th Anniversary celebrations which will now take on a Tokyo based initiative ie it will be a year later so please lock in 2nd April 2022 to dig out your glad rags.

Our members are integral to the success of the Society and the response to our recent Survey was excellent. The feedback was insightful and indicated that we are travelling on the right track so thank you to everyone for your participation. Despite the interruptions to our meetings, we have had great support from those speakers who have been available, and the Autumn Show went ahead in the real world with amazing gusto and we even managed to run out of plants on the Sales Table – a bit embarrassing really but maybe an indication that people were keen to become involved. Thank you to the MNC Judging Panel for their expertise in deciding the winners, and the introduction of a *Popular Choice* was an initiative which proved to be very popular. Although the Spring Show was a no-go, the *Virtual*

variation was a great success which would indicate that we are all becoming so much more technologically aware and ready to embrace new forms of communication. We have managed to continue with our Growing Competition, the recent Plant Auction, plus the Buntings Sausage Sizzles, the first of which was eventually rained out later in the day, and the second COVID impacted but it seemed to make people more sizzle focused as restrictions were put in place that afternoon.

We did manage to engage with the Coffs Agricultural Show this year and I believe that our contribution is worthwhile. Of course, please don't forget our Sponsors who have continued to support us despite their own difficulties. (*Continued on Page 3*)

INDEX:

1. President's Annual Report
2. Calendar, 2021
3. What's On Nov—Dec?
4. Agenda for 2021 AGM
5. Agenda for Nov General Meeting
6. Committee Meeting Report
7. Guest Speaker for AGM
8. Facebook Report
9. Sponsors Spot – Tinonee Orchids
10. Basic Tips for Repotting Orchids
11. Minutes from 2019 AGM
12. Monthly Meeting Minutes—Oct

CHOS COMMITTEE 2021**CONTACT DETAILS**

<u>PRESIDENT:</u>	CAROLE DAVIS	026658 1354
<u>VICE PRESIDENT:</u>	BOB SOUTHWELL	0417 695 834
<u>SECRETARY:</u>	PAIGE SINCLAIR	0427 591 901 paigesinclair@me.com
<u>TREASURER:</u>	BRUCE HALL	0447 742 030
<u>COMMITTEE:</u>	LEONIE EVERITT	0427 146 149
	NEIL McDONALD	0414 342 9 78
	JUDITH WHITING	0438 187 028
<u>NEWSLETTER EDITOR:</u>	BOB SOUTHWELL	0417 695 834 bssouthwell@bigpond.com

SPONSORS**SHEARWATER RESTAURANT**

Brekkie and Modern Australian dishes in a light, upscale locale with outdoor tables and lovely views over Coffs Creek. 321 Harbour Drive, Coffs Harbour.
www.shearwaterrestaurant.com.au or Phone 6651 6053.

LUDO'S OLD WARES

Buying and selling antiques, old wares and collectibles. Deceased Estates. Ulmarra. 0402 044601

COFFS HARBOUR PRODUCE

Coffs Harbour Produce is at 26 June Street in Coffs. They carry a good range of fertilisers, insecticides and fungicides for orchids, as well as general garden needs. Phone 02 6652 2599.

COFFS COAST MOTORS

For Mazda and Honda vehicles, also second-hand vehicles And ALL your servicing needs. Ring for an appointment 02 6652 3122 or visit 211 Pacific Highway, Coffs Harbour.

You won't be disappointed .

TINONEE ORCHIDS

Tinonee Orchids carries a wide variety of orchids and orchid growing supplies—coconut fibre, pots, etc. They provide quick delivery of orders. 02 6553 1012

www.tinoneeorchids.com

BRUCE HALL

Bruce provides the raffle prizes for both the Autumn and Spring Shows.

CALENDAR, 2021

4 Nov—AGM/Monthly Meeting
Dick Cooper "Birds"
Uniting Church, C H.

9 Nov—CHOS Committee
Meeting— Time TBC

14Nov—WDOS Workshop.
Woolg Primary School
9am to 3.30pm

POSTPONED TO NOV, 2022

4 Dec— Lunch at Green
House Tavern. Awards
& Presentation—12
noon

3 Feb, 2022 - TBA

3 Mar, 2022 - TBA

2 Apr, 2022—50th Anniversary
Luncheon at Opal Cove Guest
Speaker - Jody Cutajar.

7 Apr , 2022— TBA

23-24 Apr—Autumn Show



Annual Report Continued from Page 1


The Library is still sitting in the bookshelves at the Botanic Meeting Room but our move to the Uniting Church has been a worthwhile interim decision with the additional space and excellent sound system.

In finishing, I have to offer my sincere thanks to the Members of the Committee who have given so much of their time and effort into underpinning our Society - the Vice President, Secretary, Treasurer and those Committee Members who sometimes remain less visible but who fulfil a vital role in the advancement of our goals for the Coffs Harbour Orchid Society.

Finally it does appear that there is light at the end of the 2021 tunnel and we are adamant in our hope that it will grow very much brighter in 2022.

Carole Davis


In flower at Malcolm and Mandy Ide's greenhouse during October:



Lycaste Jason X L. Chester



Den. Peter Shen X Den. Nida



C. Haw Yuan Angel 'Small Beauty'



Prosthechea cochleate X B.cordata



Den. chrysotoxum



Wilsonara Pacific Passage 'Handsome'

3. EVENTS FOR NOVEMBER TO DECEMBER:

We successfully held our October meeting at the Uniting Church and once again we witnessed an amazing benching of Spring orchids. There were many highlights of the night but two of the outstanding ones were two Dendrobiums benched by Helen Seiver—*Dendrobium lindleyi* and *Dendrobium Amphion Veil*. These two plants were featured in the previous newsletter but they have opened up even more in the last few weeks so here they are again for your enjoyment.



Dendrobium lindleyi



Dendrobium Amphion Veil

Congratulations to Helen and to other members who benched plants on the night. A wonderful display which was enjoyed by all who were present. The meeting also featured our lively Annual Plant Auction which allowed members to to even pick up a bargain or two. Thanks to Bruce Hall for doing a great job as Auctioneer and to Paige for her work as the Auction Clerk. Thanks to all who donated and to all who bought plants. This is always a valuable fund raising activity.

Here are details of events planned for the immediate future and some other news that may be of interest.

November Monthly Meeting:

The November Meeting is set down for Thursday 4th and will once again be held in the Uniting Church on the corner of Vernon and Gordon Streets, Coffs Harbour. Covid-19 restrictions will apply and all members are asked to sit in the allocated seating and only sit closer together if you live together, etc. All in attendance must wear a mask, use hand sanitiser and sign in using the QR Code , etc.

IN ADDITION IT IS EXPECTED THAT ALL ATTENDEES MUST BE FULLY VACCINATED AND BE ABLE TO SHOW PROOF OF THEIR VACCINATION STATUS

The usual monthly flowering orchid competition will take place so please bring along orchids for competition and other members enjoyment.

Members are also asked to bring a contribution for supper to be held later in the meeting.

The November meeting will include the AGM and an illustrated talk given by our own Australian Bird Expert, Dick Cooper.


AGM and 2022 Committee Nominations:

The 2021 AGM will take place before the General Monthly Meeting on Thursday, 4th November. This will include the financial reports for 2019-2020 and 2020-2021 and the election of your Committee for 2022. Nominations are now being called for all positions on the Committee (Four Executive and three Committee positions). These nominations will close with the Secretary on the evening of 28th October, 2021. If you would like to join the Committee, or know of someone who would, then please complete a nomination form. Nomination forms will be available from the Secretary or can be downloaded from the Website.

2022 Plant Growing Competition:

We will start a new competition in November and this will run through 2022. This new competition will be based on a hybrid Epidendrum grown by Scott Barrie from Barrita Orchids.

The selected clone is *Epidendrum Princess Valley 'Blushing'*. Each plant will be sold to members for \$10 each (one plant per member). It is recommended that all members take the opportunity to purchase one of these plants for their collection even if they prefer not to be part in the on-going competition. We have ordered forty (40) plants and we have all ready sold over thirty , so if you would like to secure a plant then please contact Paige or Bob in the next few days. You can pay for the plant at the November meeting. A draw will be made during the meeting to fairly allocate plants to all members. The first judging will take place at the February meeting in 2022. If you already have one in your collection then you probably have some experience in successfully growing this type of orchid. Why not buy a new one and demonstrate your skill by taking part in the Growing Competition?



We will provide each member with a Growing Guide to help you successfully grow this Epidendrum. Some members have felt it may be difficult to grow this plant but as it is a shortened version of the standard Crucifix Orchid (tough and difficult to kill) and thrives in Cattleya type conditions, it is expected that all members will have little difficulty in achieving a good result with this plant.

December Meeting and Awards Presentation Night:

Instead of a formal night meeting we have decided (following your suggestions in the recent survey) to hold a Christmas Luncheon at the Green House Tavern, Coffs Harbour on Saturday 4th December, 2021. The luncheon will commence at 12 noon and names will be taken by Paige or any member of the Committee from when you receive this newsletter. It is essential that you book your place (plus your partner) so we are able to cater for the correct numbers attending.

The Society will subsidise members and their partners by reducing the cost of the lunch by \$10 per person. A \$5 drink voucher will also be given to each attendee so they can obtain a drink at the bar (if the drink costs more than \$5 then you pay the extra).

The Green House Tavern will have a select menu from which to order and you can order either a Two Course Meal for \$35 (less the \$10 subsidy) or a Three Course Meal for \$45 (less the \$10 subsidy).

A limited amount of awards and prizes will be presented on the day. As we have only been able to stage three full Monthly Plant Competitions during 2021 (August, October and November – you may recall that for the other meetings early in the year we only had “Orchid of the Night” where each member brought only brought one plant to the meeting), the Committee has decided to add this years three competitions onto those proposed for each month in 2022. This means there will be no competition awards at the Christmas Luncheon. Each member is asked to bring one orchid to the Christmas Luncheon and we will organise a Popular Vote Competition with small prizes for 1st, 2nd and 3rd places.




Postponements:


The Woolgoolda District Orchid Society Workshop has been postponed until 13th November, 2022. Many of the proposed speakers come from Queensland or Greater Sydney and so are unable to attend this year due to Covid-19 restrictions. It is hoped to have a similar speaker line-up in 2022.

Rosella Orchid Nursery at South Grafton had planned for a weekend Open Day and Workshop during the Jacaranda Festival at the end of October and early November. This has now been postponed until 2022. The Society had planned a members visit on the Open Day and it is hoped to do something similar next year.

Australian Orchid Conference: In 2019, South East Queensland Orchid Societies combined to bid for the 2021 event and won the right to hold the 2021 AOC Conference and Show in South East Queensland. ***Due to COVID-19, the event has been postponed until 2022.*** The event will be held at the Logan Sports and Events Centre from 31 August to 4 September 2022. Some CHOS members will be attending in 2022 as it is only at the top end of the Gold Coast. It usually attracts many of the Worlds best orchid speakers and is an event not to be missed.



**Malcolm Ide's
*Dendrobium
thysiflorum X
Den. farmerii***



4. AGENDA FOR 2021 AGM:

- ◆ Welcome to members and visitors— Covid—19 Procedures
- ◆ Apologies
- ◆ Minutes of 2019 AGM – as printed in this newsletter
- ◆ President’s Annual Report – as printed in this newsletter
- ◆ Financial Reports – distributed at meeting
- ◆ Motion: Moved that CHOS Annual Subscriptions remain the same in 2022 as for this year, ie. \$5 Juniors, \$10 Adults and \$15 Family.
- ◆ Election of Office Bearers: Returning Officer Gary Suter to take the chair.
- ◆ Positions are: President, Vice President, Secretary, Treasurer, 3 Committee Members
- ◆ Meeting closed.

5. AGENDA FOR THURSDAY 4TH NOVEMBER GENERAL MEETING:

Apologies

Minutes of October, 2021, Meeting – as printed in newsletter

Correspondence - Secretary

Sponsors Spot – Tinonee Orchids

Table Talk

Popular Vote

Growing Plant Competition Draw

Raffle – Judith

General Business – 50th Anniversary Luncheon—new date

- Christmas Luncheon—4th December

- Other General Business

Supper Break – 15 minutes

Guest Speaker—Dick Cooper—“Birds”

Please clean your seats with the wipes provided.

6. COMMITTEE MEETING REPORT, OCTOBER, 2021:

The October Committee Meeting was held at 6 Sunrise Drive, Boambee East on 12 October, 2021.

Topics discussed included:

- 50th Anniversary Luncheon— New date is 2nd April, 2022. All organisation remains the same. Jody Cutajar confirmed as the Guest Speaker for 2022.
- AGM set down for 4th November. Nominations now being called for all Committee positions and close with the Secretary on 28th October. Gary Suter has been appointed as Returning Officer and will conduct the Committee Elections. Membership fees to remain at the 2021 level.
- Christmas Meeting and Awards Luncheon on Saturday, 4th December at 12 noon at Green House Tavern. All members are to be subsidised at \$10 per head for the lunch and given a \$5 drink voucher. Total meal costs are 2 courses for \$35 or 3 courses for \$45.
- New membership approved for Annie Houston and Peter Gough.
- Growing Plant Competition for 2022—*Epidendrum* Princess Valley 'Blushing'. Forty plants ordered. \$10 each. Plant draw to take place at November meeting.
- November meeting will be held in the Uniting Church. Plan is to return to the Botanic Gardens Display Room for all activities in 2022 if Covid-19 restrictions will allow.
- Next Committee Meeting scheduled for 9th November, 2021. Time and venue to be determined.

7. GUEST SPEAKER AT NOVEMBER MEETING:

Most of us are familiar with Dick Cooper as an experienced orchid grower and judge. Many would be aware that he has been growing orchids for over thirty years and is the Leader of the Mid North Coast Judging Panel.

But Dick wears another hat! For the past fifty years he has been an avid bird watcher and has been heavily involved in the welfare of our native birds, preservation of their habitat and in recent years he has been involved in mapping the distribution of native birds, especially in NSW. He, and some colleagues, have produced 'The NSW Bird Atlas' and are now up to volume 3 of this publication. In 2019 Dick received the J. N. Hobbs Medal. This a national award presented for outstanding contribution to Australasian ornithology by an amateur ornithologist.


We are privileged that Dick has agreed to present an illustrated talk on Australian Birds following the AGM on 4th November. As well as showing photographs of the major Australian bird groups, Dick will highlight the loss of habitat that is causing concern and outline the major migration routes for birds that visit this area.

(Editor: I have had the chance to view Dick's address and it is a talk not to be missed.)

8. FACEBOOK REPORT: (from Paige Sinclair)

Coffs Harbour Orchid Society Facebook October 2021 – Currently, the society has 209 likes and 232 followers on our Facebook page. This is up by 38 people for the September 2021 period, and from when we resurrected Facebook in March 2019 - 200 people.

What's in Bloom Facebook Page —For the September 2021 period which includes the statistics from our Fun Virtual Spring Show, The 'What's in Bloom' Facebook page had the following insights. Posts Comments Reactions Active Members 145 99 1682 25 These insights are very pleasing to see, please continue to post images of your flowering orchids for all of us to enjoy.



From the Greenhouse of Rhonda Smith

Oncidium Liz 'Full Moon'

Slc. Lana Coryell 'Ellen'

Mclna Yellow Star 'Golden Gambol'

9. SPONSORS SPOT: Tinonee Orchids

They support us so please support them

Tinonee Orchids is a specialised orchid nursery located at Tinonee, near Taree. They now open on Thursdays and Fridays of each week (other times by appointment only). They also operate a popular online ordering service which can be accessed at any time through their website - www.tinoneeorchids.com.


Alternatively, you can ring or email the nursery to place an order (02 6553 1012 or orchids@tinoneeorchids.com). They have a range of hardware plus a huge variety of orchids with quick delivery to your front door.



Den. loddigesii



C. Dorothy Warne 'Favourite'



Bulb. echinolabium

10. BASIC TIPS FOR REPOTTING ORCHIDS:

(This article is courtesy of Orchid Den, Ashmore. QLD and is printed with permission)

Don't be afraid to re-pot your orchid. Despite their reputation, orchids are tough and re-potting helps them to thrive. When buying orchids, it is always wise to inspect the mix and the pot that the plant is in. Sometimes the mix is old and the pot does not suit the plant size or offers little or no drainage; if this is the case then re-pot them soon after getting them. Most orchids require re-potting every two years although there are exceptions to this rule.

Re-pot the orchid when it finishes flowering into fresh orchid mix, this gives them the best chance at a successful growth phase and the flowering phase that follows. Try to avoid re-potting in winter when it is cold. Most mixes break down over time and can smother the orchid as they need oxygen at their roots. The freshness and quality of the orchid mix is an essential component to successful growth and flowering.

SELECT THE CORRECT ORCHID MIX

The phrase potting material isn't just a fancy way of saying dirt. Generic potting materials can consist of gravel, dried plant fibres, bark and more. You won't find potting soil in orchid mixes, because most orchids have roots that need more air space than soil can provide. Orchids also need potting material that drains rapidly and at the same time retains some moisture. Because orchids usually go at least two years, and many times longer, between re-potting, they also need materials that are slow to decompose. Don't be fooled by generic orchid mixes sold at hardware stores. When it comes to orchid mixes, quality and freshness really matter. Once you see the difference a fresh mix made from the highest quality ingredients makes compared to store brands you won't ever want to go back to those inferior mixes again. Choose a potting mix that suits your particular type of orchid and one that you feel comfortable with, no single potting material works best for every orchid or orchid grower. The most commonly used potting media is a mixture of orchid bark, perlite and charcoal. Sphagnum moss can be used with great success on small orchids and orchids that are in a poor condition. Sphagnum moss however does require product knowledge for its use. Once you have selected the correct orchid mix for your orchid place the required amount into a bucket of clean water and add a generous amount of seaweed extract which is a tonic – not a fertiliser. You can also add a fungicide to the water such as Chlortan.

PREPARATION

When re-potting and handling potting mediums light weight gloves should be worn for protection against any micro-organisms that may be present in the mixes. The medium should be thoroughly saturated. If you are using a clay or wooden pot soak it as well. A dry mix and/or pot will draw moisture from the plant and may cause stress and damage to the plant. Sharp scissors will be required.

Always sterilise tools before and after each use as you could transfer diseases from plant to plant. Orchid Den recommends keeping the tools in a solution of trisodium phosphate, this is a non-corrosive, heavy duty steriliser. Remove any wire plant-tie and stakes that may be anchoring your plant. Remove the plant's label and place it to one side where it won't get lost. If you want to reuse the original pot for another orchid, sterilise it using the trisodium phosphate solution.

REMOVE THE ORCHID FROM THE POT

Soak the orchid and the pot in a bucket of water for a couple of hours then place the side of the pot against the edge of your workbench and roll the pot from side to side, pressing downward against it as you roll. This will loosen the roots and bark.

You should now be able to remove the plant without much effort. If the plant still won't come out you may have to cut the plastic pot from top to bottom and peel the pot away from the root mass. If your orchid is planted in a clay pot, its roots are likely to have attached themselves against the sides, making removal difficult, in this case try soaking it for longer.

PREPARE THE ORCHID FOR RE-POTTING

When removed from the pot the roots will often be in a tight mass, gently separate the roots. If you cannot separate the roots as they are too compact you may need to cut a few to enable them to be separated. Remove as much of the old mix from between the roots as you can by using a hose or tap. Remove and cut away any dead roots. This is a very important step to ensure your orchid will grow well and not succumb to root rot over the next couple of years. Healthy roots are firm, with a whitish or light brownish covering. Do not feel tempted to give healthy roots a "hair cut". Do not re-use any old mix for your orchids, rather put the discarded material onto a garden bed.

Clear your work surface of old bark and dead roots. If you are re-potting a Cattleya carefully peel the brown sheaths from the pseudobulbs and inspect for insect damage, do not peel the green sheaths from any new growth. Dead bulbs and canes (brown and shriveled) can be removed, but don't remove any green bulbs or canes, even without leaves, as these are storing food for the orchid.

ORCHID ROOTS

Roots are the basis of any orchid plant. It's very important for your orchid to have a robust root system; the orchid takes in water and nutrients through its roots which in turn allows the whole plant to grow and thrive. Good roots bring good blooms. An orchid can have deceptively beautiful leaves with a root system that is in trouble. Often root trouble is the result of over-watering, under-watering or lack of re-potting.

RE-POT YOUR ORCHID INTO ITS NEW CONTAINER

Orchid Den's Root Extender contains blended mycorrhiza and other beneficial live fungal spores, essential to the germination and the growth of Orchid Plants and can help promote good root growth especially on Phalaenopsis Orchids. It is important that you select the correct pot for the type and size of the orchid. Generally orchids prefer to be snug in their pot.

If the roots are healthy, firm, and filling the pot, put the orchid in a pot just one size larger than the one you removed it from. If the roots are rotted and in poor condition, re-pot the plant in a container of the same or one size smaller than it was removed from. If you place a poorly rooted plant in a container that's too large, the growing material will stay too damp, which will result in root rot and loss of the plant. If you are re-potting a Cattleya, position the oldest growth in the division against the side of the pot with the new growth facing the middle. If your orchid is monopodial, with a single main growth from which roots grow (such as a Phalaenopsis or Vanda), position the plant in the centre of the pot so that its roots are more or less spread evenly on every side. Keeping plant and pot stationary with one hand use the other hand to fill the pot with the wet mix and cover the roots and press the mix down firmly into the pot. The orchid should not move independently of the pot when given a gentle shake. If the roots are not long enough (or healthy enough) to give this security, then you need to stake the plant. Push the stake down into the potting medium beside the plant and secure the pseudobulbs or the canes

to the bamboo stake at a level high enough to support your plant, using tie wire, daisy clips or a plastic pseudobulb clip. A rhizome stake can be used for short orchids. If your orchid has very poor roots and they are short in length you can put a piece of polystyrene into the base of the pot and push the bamboo stake into this giving a much more secure base to hold the orchid.

Re-pot orchids when:

- Orchid roots are overflowing the pot.
- The plant itself is going over the edge of the pot.
- Potting material is getting soggy and drains poorly.
- The orchid is in poor condition.

ORCHID DEN specializes in the sale of orchid growing supplies, fertilizers and potting mixes. We have a great range of orchid growing products, these include, orchid pots, fertilizers, specialty orchid potting mixes designed for each different type of Orchid genera, and numerous accessories. Our products are suitable for all potted plants.

Check out the website as follows:

<https://www.orchidden.com.au>

ORCHIDS FOR SALE:

IF YOU ARE INTERESTED IN BUYING ORCHIDS FROM A LOCAL SUPPLY THEN THE FOLLOWING MEMBERS HAVE INDICATED THEY HAVE PLANTS AVAILABLE FOR PURCHASE -

DICK COOPER, SAFETY BEACH—Phone 0402 159 146

SILESA KING, COFFS HARBOUR—Phone 0411 653 149

BARK SUPPLIES FROM CHOS FOR THE CURRENT POTTING SEASON:

The Society stocks 40 litre bags of NZ Orchiata Bark selling at \$27 each and 35 litre bags also selling at \$27 each (Sorry, but there has been a slight price rise). There are four sizes – 6 to 9mm; 9 to 12mm; 12 to 18mm and 18 to 25mm.

Contact Paige Sinclair on 0427 591 901 or paigesinclair@me.com.

Remember if you desire quality plants then always use quality potting mix. We now have new stock on hand and now available from Paige.

PLEASE NOTE THAT PAIGE IS NOW HANDLING ALL CHOS BARK SALES

SUPPORT YOUR SOCIETY—ATTEND THE ANNUAL GENERAL MEETING TO BE HELD ON THURSDAY, 4TH NOVEMBER, 2021.

VENUE: UNITING CHURCH, GORDON STREET, COFFS HARBOUR.

COMMENCES AT 7.30PM

BENCHING OF PLANTS CLOSES AT 7.15PM.