

COFFS ORCHID NEWS SEPT, 2022

PUBLICATION OF THE COFFS HARBOUR ORCHID SOCIETY

P.O. Box 801, Coffs Harbour. NSW 2450

Email: chorchidsociety@gmail.com

Web: www.coffsorchidsociety.org.au

1. EDITORIAL:

By the time you are reading this article it will only be three to four weeks until the Spring Show and so it is timely to start addressing how you can prepare your plants to ensure they look fabulous on the show bench.

The following tips will all contribute to producing a well presented plant that will look good to the general viewer and take the eye of the Judges.

- Proper cultural techniques, watering, adequate nutrition, good disease and pest control, etc, will result in healthy, actively growing plants which will always look great on the show bench.
- Early staking is important to ensure that flowers develop with correct orientation and present well to the Judges. You can use clips in the early stages but it may be better to replace these with ties prior to the show. Often an arching inflorescence presents better than an upright one.
- Follow the basic staking rules including how to tie a branching inflorescence. Do not tie or clip any part of the ovary of the flower. Make sure that stakes are cut short so they don't cause eye damage, etc.
- Remove any additional travelling ties so the orchid presents well. Sometimes removal of hanging hooks gives the orchid a cleaner look.
- Prior to the Show, clean up the plant. Remove old flower stalks, dead leaves, etc. Cleaning the leaves (metho, etc) may help in presenting a nice-looking plant.
- Remove any signs of disease and pests. For example, a small amount of scale can be removed with a cotton bud dipped in metho. Please don't bring diseased plants to the Show. The Show Marshal will remove them as they may endanger plants of other growers. Please do not bench any plants that harbour ants as these can transfer diseases from one plant to another and could indicate that your plant contains insect pests which attract the ants.
- Each pot or mount needs proper support. Don't expect the Show Marshal to do it for you. Plants that are not self-supporting may be removed from the exhibition as they can fall over and damage other entries.

(Continued on Page 3)

INDEX:

1. Editorial
2. Calendar
3. Photos
4. Plant Award
5. Joke Time
6. Sept Meeting
Agenda
7. Monthly
Meeting Plan
8. Rosella Visit
9. Committee
Report
10. Popular Vote
11. Spring Show
12. Sponsors
Spot—Officeworks
13. Sept Meeting
14. Facebook
Report
15. Bark Sales
16. Feature
Article
17. Show Sales
Table
18. Cymbidiums
19. Financial
Report
20. Aug Meeting
Minutes

CHOS COMMITTEE 2022**CONTACT DETAILS**

<u>PRESIDENT:</u>	CAROLE DAVIS	026658 1354	carolenlarry@bigpond.com
<u>VICE PRESIDENT:</u>	BOB SOUTHWELL	0417 695 834	bssouthwell@bigpond.com
<u>SECRETARY:</u>	ANNIE HOUSTON	0410 628 662	anniehouston@bigpond.com
<u>TREASURER:</u>	PAIGE SINCLAIR	0427 591 901	paigesinclair@me.com
<u>COMMITTEE:</u>	ANN DEANS	0466 265 357	
	LEONIE EVERITT	0427 146 149	
	JUDITH WHITING	0438 187 028	
<u>NEWSLETTER EDITOR:</u>	BOB SOUTHWELL	0417 695 834	bssouthwell@bigpond.com

SPONSORS**SHEARWATER RESTAURANT**

Brekkie and Modern Australian dishes in a light, upscale locale with outdoor tables and lovely views over Coffs Creek. 321 Harbour Drive, Coffs Harbour.
www.shearwaterrestaurant.com.au or Phone 6651 6053.

COFFS HARBOUR PRODUCE

Coffs Harbour Produce is at 26 June Street in Coffs. They carry a good range of fertilisers, insecticides and fungicides for orchids, as well as general garden needs. Phone 02 6652 2599.

COFFS COAST MOTORS

For new Mazda vehicles, also second-hand vehicles and ALL your servicing needs. Ring for an appointment 02 6652 3122 or visit 211 Pacific Highway, Coffs Harbour.

You won't be disappointed .

TINONEE ORCHIDS

Tinonee Orchids carries a wide variety of orchids and orchid growing supplies—coconut fibre, pots, etc. They provide quick delivery of orders. 02 6553 1012

www.tinoneeorchids.com

BRUCE HALL

Bruce provides the raffle prizes for both the Autumn and Spring Shows.

OFFICE WORKS

Officeworks carries an excellent range covering all stationery needs, computers/monitors/printers, and associated technology. Smart phones and watches, plus furniture and workspace solutions, so for low prices on everyday essentials, it's all there at Home Base Coffs Harbour. Phone 66 919100 or check out the full range at officeworks.com.au.

CALENDAR, 2022

1–3 Sept—Nambucca Orchid Show— Senior Citizens Hall

1 Sept— Dick Cooper— "Judging Flowers"

10 Sept—Show Set-Up from 1pm

11-12 Sept CHOS Spring Show

13Oct— Plant Auction Bruce Hall, Auctioneer.

31 Oct—Visit to Rosella Orchids

3 Nov— AGM and Elections— Guest Speaker TBA

3 Dec—Christmas Luncheon and Awards Presentation

2 Feb 2023— Feb Meeting—TBA

2 Mar 2023—March Meeting—TBA

Note: The Committee meets on Tuesday following the Monthly Meeting.

CHOS BANK DETAILS


BSB No: 533-000

ACCOUNT No: 32817199



- Use a larger pot, pot feet, etc, to make sure the plant is stable. Proper stands or upside-down pots may help to elevate the plants.
- Clear labels for each plant are desirable. If the name is not known, then say Unknown on the label (Eg: Dendrobium Unknown or NoID). It sometimes helps to look up the orchids name to check that it is spelt correctly. A proper label assists in deciding if the orchid is a species or a hybrid. 4B, 5B and 6B pencils can be used to make a long-lasting label. A permanent marker also does the job.
- Water the plant the day before benching or early in the morning if benching late in the day. The plant needs to survive without water for three days but it is important to avoid pools of water on the show bench from freshly watered pots. Avoid wetting the flower petals as this may cause spots, etc.
- Once you register your plant with the Show Officials you will be given a white card and a number for each plant. Write your name on the back of the card. Place the numbered dot on the front of the card in the right-hand corner above the line. Write the name of the plant on the front of the card below the line. Use the double-sided tape dispenser to stick the card onto the side of the pot you want facing the Judges. Make sure you pick the side which best displays your flowering orchid.
- Tables will be provided outside the Show Room so you can unpack and label your plants before benching.
- When ready, place your plants on the inside receiving table or hand to an official at that table. The official will then place the plant in the correct place on the bench. Please do not bench the plant yourself. If you have a large specimen plant then please talk to the Show Marshal who may then direct you as to where to place it to save double handling.

Just prior to the Show you need to check the Show Schedule and determine if there is a category into which your plant will fit. Most importantly you need to read the Rules and Conditions that apply to this Show and make sure that you comply with them. Happy Growing and Competing!






SIX LITTLE STORIES WITH LOTS OF MEANINGS

- (1). Once all villagers decided to pray for rain. On the day of prayer, all the people gathered, but only one boy came with an umbrella. That is faith.
- (2). When you throw babies in the air, they laugh because they know you will catch them. That is trust.
- (3). Every night we go to bed without any assurance of being alive the next morning, but still we set the alarms to wake up. That is hope.
- (4). We plan big things for tomorrow in spite of zero knowledge of the future. That is confidence.
- (5). We see the world suffering, but still, we get married and have children. That is love.
- (6). On an old man's shirt was written a sentence 'I am not 80 years old; I am sweet 16 with 64 years of experience.' That is attitude.



Have a happy day and live your life like these six stories. Remember - Good friends are the rare jewels of life, difficult to find and impossible to replace!!

3. PHOTOS FROM THE GREENHOUSE OF RHONDA SMITH:



Renanthera bella x sib

Vanda Pachara Delight



Epicattleya Siam Jade 'Ontario'

Oncidium Chian-Tzy


Slc. Duckitt Ruby x

Chian-Pin 'Chian-Tzy Yangtze'

L. anceps 'Fort Caroline'

4. ANOTHER QUALITY AWARD FOR COFFS HARBOUR ORCHID GROWERS:

Dick and Barbara Cooper recently achieved an Award of Merit (AM) for a spectacular hard cane which was benched at the Nambucca Valley Orchid Society Autumn Show. Congratulations!



Dendrobium Kristen Debut 'Alisha Cooper'

5. JOKE PAGE:

A man calls Pizza hut to order a pizza...

CALLER: Is this Pizza Hut?

GOOGLE: No sir, it's Google Pizza.

CALLER: I must have dialed a wrong number, sorry.

GOOGLE: No sir, Google bought Pizza Hut last month.

CALLER: OK. I would like to order a pizza.

GOOGLE: Do you want your usual, sir?

CALLER: My usual? You know me?

GOOGLE: According to our caller ID data sheet, the last 12 times you called you ordered an extra-large pizza with three cheeses, sausage, pepperoni, mushrooms and meatballs on a thick crust.

CALLER: Super! That's what I'll have.

GOOGLE: May I suggest that this time you order a pizza with ricotta, arugula, sun-dried tomatoes and olives on a whole wheat gluten-free thin crust?

CALLER: What? I don't want a vegetarian pizza!

GOOGLE: Your cholesterol is not good, sir.

CALLER: How do you know that?

GOOGLE: Well, we cross-referenced your home phone number with your medical records. We have the result of your blood tests for the last 7 years.

CALLER: Okay, but I do not want your rotten vegetarian pizza! I already take medication for my cholesterol.

GOOGLE: Excuse me sir, but you have not taken your medication regularly. According to our database, you purchased only a box of 30 cholesterol tablets once at Lloyds Pharmacy, 4 months ago.

CALLER: I bought more from another Pharmacy.

GOOGLE: That doesn't show on your credit card statement.

CALLER: I paid in cash.

GOOGLE: But you did not withdraw enough cash according to your bank statement.

CALLER: I have other sources of cash.

GOOGLE: That doesn't show on your latest tax returns unless you bought them using an undeclared income source, which is against the law!

CALLER: WHAT THE !!!

GOOGLE: I'm sorry sir, we use such information only with the sole intention of helping you.

CALLER: Enough already! I'm sick to death of Google, Facebook, Twitter, WhatsApp and all the others. I'm going to an island without the internet, TV, where there is no phone service and no one to watch me or spy on me.

GOOGLE: I understand sir, but you need to renew your passport first. It expired 6 weeks ago...

The Professor started the class by telling them, "In Veterinary medicine it is necessary to have two important qualities as a doctor. The first is that you not be disgusted by anything involving an animal's body." For an example, the professor pulled back the sheet, stuck his finger into the butt of the cow, withdrew it, and stuck his finger in his mouth. "Go ahead and do the same thing," he told his students.

The students freaked out, hesitated for several minutes, but eventually took turns sticking a finger in the butt of the dead cow and, sucked on it.....followed by assorted gagging, retching and spitting, etc.

When everyone had finished wiping their faces, the Professor looked at them and said, "The second most important quality is observation. I stuck in my middle finger and sucked on my index finger. Now learn to pay attention. Life is tough but it's even tougher if you're stupid."

AND FINALLY A BLONDE JOKE I'VE NOT HEARD BEFORE

A blonde gets a job as a physical education teacher of 16 year olds. She notices a boy at the end of the field standing alone, while all the other kids are running around having fun kicking a ball. She takes pity on him and decides to speak to him. 'You ok?' she says. 'Yes.' he says. 'You can go and play with the other kids you know' she says. 'It's best I stay here.' he says. 'Why's that sweetie?' says the blonde. The boy looks at her incredulously and says,.....

"Because I'm the Goalie !"

6. AGENDA FOR GENERAL MEETING , 1ST SEPTEMBER 2022:

1. Welcome
2. Apologies
3. Minutes of August Monthly Meeting – as attached to the Newsletter
4. Correspondence - Annie Houston
5. Treasurer's Report
6. Sponsor's Spot – Officeworks
7. Presentations to New Members & Award Presentation.
8. Table Talk
9. Popular Vote – Bruce Hall/ Judith Whiting
10. Results of the Growing Competition—September Judging
11. Raffle – Judith Whiting
12. General Business: - Spring Show—Set-up on Fri. 9th Sept, Show on 10th– 11th Sept
 - October Meeting—Plant Auction
 - November AGM (3/11) —Committee Nominations (Close Thurs 27th Oct)
 - Other General Business
13. Supper Break – 15 minutes
14. Guest Speaker: Dick Cooper—Judging Orchid Flowers


("Growing Cymbidiums" postponed to a later date)

Monthly Judges:

GARY SUTER

AND

SILESA KING



7. MONTHLY MEETING PLAN:

It is suggested that you be aware of the following:

- Masks DO NOT have to be worn inside the room. However, if you feel more comfortable by wearing a mask then please do so. Hand sanitiser is available for your use.
- Members are asked to bring flowering orchids for the monthly competition.
- Please bring something suitable for a shared supper. CHOS will provide tea and coffee.

If you have any Covid-19 symptoms or are positive from a RAT or PCR Test then please do not attend.

8. CHOS VISIT TO ROSELLA ORCHIDS AT SOUTH GRAFTON:

It is planned to again visit Rosella Orchids on Monday 31st October, 2022. The Nursery will be open to the public as part of the 2022 Jacaranda Festival. Members can either drive themselves and meet at the South Grafton Nursery or participate in a car pool which will depart from the Coffs Botanic Gardens car park. Full details in next edition.


Interested members are asked to record their names at the Sept and Oct meetings.

9. COMMITTEE REPORT:

The August Committee Meeting was conducted at the North Coast Regional Botanic Gardens, Coffs Harbour, on Tuesday 9th August, 2022.

- The new Society logo design has been completed (based on the original logo of *Dendrobium kingianum*) and will be added to CHOS publications when convenient.
- Bunnings BBQ fund raising—has been confirmed as Sunday 6th November, 2022. Paige Sinclair to commence organisation of this important event. Funds will be used to support member activities.
- The Society has been informed that the café area at the Coffs Botanic Gardens will be put up for lease and there may be restrictions on who can use the café seating area. This may impact on the placement of our plant sales and raffle table at the Autumn and Spring Shows. Further discussions will be held with the Gardens Manager and Friends of the Garden.
- CHOS Christmas Function—quotes and menus are being obtained from Shearwater (Thursday 1st Dec—dinner) and The Greenhouse Tavern (Saturday 3rd Dec—lunch).
- Officeworks have become our latest sponsor.
- New Member—Peter Funnell's application has been approved.
- Visit to Rosella Orchids at South Grafton is set down for Monday, 31st October, 2022.
- The Spring Show schedule has been approved and will now be distributed. The Show Roster was tabled and approved. Allocation of tasks for the Show was discussed and approved.

Next Committee Meeting will be held at the Botanic Gardens on Tuesday 6th September, 2022.



AUSTRALIAN ORCHID COUNCIL CONFERENCE

2—4 SEPT, 2022

LOGAN METRO SPORTS AND EVENTS CENTRE

357 BROWNS PLAINS ROAD, CRESTMEAD, QLD

<https://aocc2022.org>

Check out the website for program and speakers.

Still time to lodge your application form



10. POPULAR VOTE AT THE AUGUST MONTHLY MEETING

Congratulations to Peter Baker for gaining this month's popular vote with his magnificent plant of *Arpophyllum spicatum*.

This orchid has the common name of Candlestick Orchid.



11. SPRING SHOW 2022

A poster for the Coffs Harbour Orchid Society Inc. Spring Orchid Show. The background is a collage of various orchid flowers in shades of yellow, white, pink, and purple. The text is centered and reads: "Coffs Harbour Orchid Society Inc. presents the Spring Orchid Show Saturday 10 September 10am to 5pm Sunday 11 September 2022 9am to 3pm at the Coffs Harbour Botanic Gardens Hardacre Street Gold Coin Donation Requested". At the bottom, a list of sponsors is provided: OFFICEWORKS, COFFS HARBOUR PRODUCE, COFFS COAST MOTORS, TINONEE ORCHIDS, BRUCE HALL, and SHEARWATER RESTAURANT. The poster is framed by a thin orange border.

12. SPONSORS SPOT: Officeworks

Whatever you are looking for in the way of office supplies, then this is the place to go. Officeworks carries an excellent range covering all stationery needs, computers/monitors/printers, and associated technology. Smart phones and watches, plus furniture and workspace solutions, so for low prices on everyday essentials, it's all there at HomeBase Coffs Harbour. Phone 66 919100 or check out the full range at officeworks.com.au.

SUPPORT THEM AS THEY SUPPORT US

13. SEPTEMBER MONTHLY MEETING— Thursday 1st September— 7.30pm.

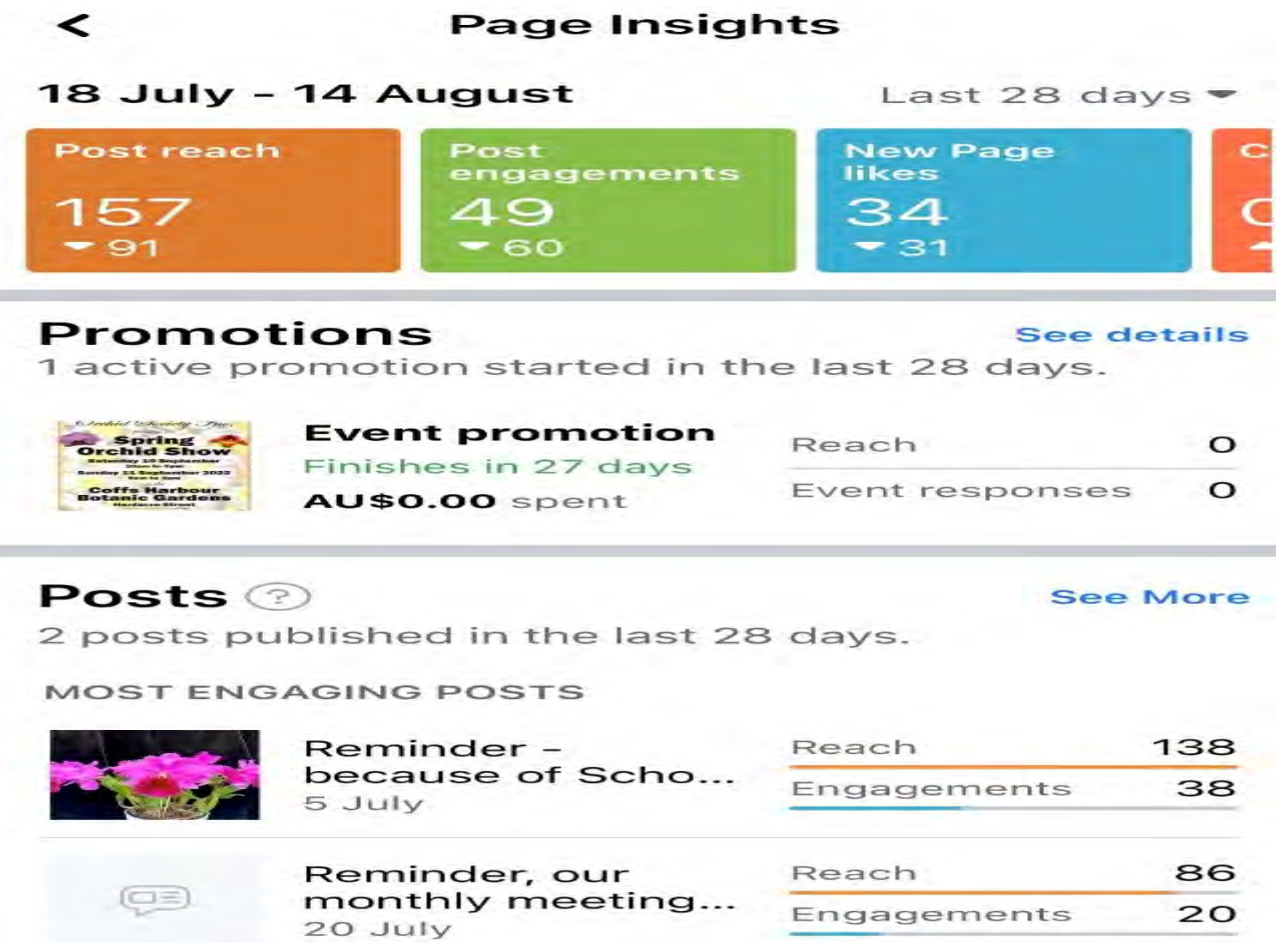
Guest Speaker – Dick Cooper—“Judging Orchid Flowers”

Don't forget to bring your Growing Competition Plant for judging—only a few months left of this competition so bring your plant to gain valuable points.

Judges: Gary Suter and Silesa King

14. Coffs Harbour Orchid Society Facebook: By Paige Sinclair

August 2022 – Currently, the Coffs Harbour Orchid Society has 418 likes. This is up by 69 people from the last month. (No longer does Facebook show total followers) The image below shows a range of insights.



'What's in Bloom'

'What's in Bloom' Facebook page had the following insights.



15. BARK SUPPLIES FROM CHOS FOR THE CURRENT POTTING SEASON:

The Society stocks 35 litre bags of NZ Orchiata Bark selling at \$27 each. There are two sizes – 9 to 12mm and 12 to 18mm.

Remember if you desire quality plants then always use quality potting mix.

Contact Paige Sinclair on 0427 591 901 or paigesinclair@me.com.

16. FEATURE ARTICLE—TAKING ORCHID PHOTOS 101 WITH YOUR SMART PHONE


A summary of a presentation given to CHOS by Paige Sinclair

Ten steps to taking better photographs using a Smart Phone:

1. Start with a clean lens.

Use alcohol wipes or a micro-fiber cloth to clean your lens.

2. Composing your shots.



On multi floral shots use the rule of thirds. The grid on your camera can help you do this.

On single blooms use the middle box to centre your flower.




(If you don't have a grid on your phone you can set it up for iOS, visit Settings and select Camera. From there, enable "Grid" to deploy a rule-of-thirds overlay in the Camera app. That grid will help you better compose your image, and keep your shot parallel with any vertical or horizontal lines in your shot. On Android devices, visit Settings > Apps > Camera, and select "Grid Lines" to choose between a rule-of-thirds overlay or a square overlay.)

Make sure you're not capturing any unwanted subjects while you shoot.

"Composition, composition, composition!" It's so important. So, take your time!!

3. Focus is important!

Today's phone cameras automatically focus on the foreground of your frame, but not every picture you take on your phone has an obvious subject. To adjust where you want your camera lens to focus, tap the screen where you want to sharpen the view.



Properly focused image

4. Embrace negative space.

'Negative space' simply refers to the areas around and between the subjects of an image — and It can take a photo from "good" to "great."

When you include a lot of empty space in a photo, your subject will stand out more and evoke a stronger reaction from your viewer.

And what does negative space look like? It's often a large expanse of open sky, an empty field, a large wall, or water or perhaps a black background.

5. Neutral background.

I personally prefer a matt black, and use black velvet at home, but any black fabric that has a dull or matt finish will do the trick, or you can paint a wall a neutral colour for your backdrop –but be careful on your colour choice as this may change the overall colour taken by the device. For our orchid shows I use a matt black fabric I bought at Spotlight and keep it rolled up to minimise wrinkles.

6. Resist using the 'Digital' zoom!

On a smart phone, especially if you'd love to get a closer look at the orchid's sexy bits, please only use the zoom feature sparingly. Digital zoom shots are simply cropped and resized images, unlike the optical zoom functionality you might find on a full-blown camera. Digital zoom will not only yield a grainy image, it will reduce the resolution of the overall photo and intensify any vibrations from your hands, leaving you with an inferior photo of that stunning orchid. If your camera has multiple camera lenses, like some the new smart phones these days, have a play.

WITH ZOOM



WITHOUT ZOOM



7. It's all about the light!

Look for available light before making your own. Avoid the flash of an LED light from your smartphone, it doesn't flatter anything, no matter what subject you're trying to capture. And that glaring light coming from a single source will more often than not give your images a harsh, odd-coloured look compared to light being diffused from one or multiple sources. Especially indoor lighting.

The best source of light is the sun, and it can be dappled sunlight or even on an overcast day. Amazingly, today's smartphones actually take great photos even in dull indoor light like this room. Second best choice is to use two white light LED lamps placed 45 degrees from your subject.

8. Steady yourself!

If you're a bit shaky or cannot hold a stance for a long period of time while you are framing your shot, then buy a small tripod, or use a solid object to rest your hands, elbows, or shoulder on.

9. Don't be afraid to edit!

Composing and taking your smartphone photo is just the first step to making it visually compelling. Editing your photos is the next step — and a very critical one, at that. There are many great photo and video editing apps out there for mobile devices. But the one on your camera is usually sufficient.

10. Practice

Today, if you were to apply to get your drivers license – you would need to log 120 hours of actually driving a vehicle. If you took photos for that length of time, you would start to understand the basic principles of taking better images.

Practice makes perfect!

17. SPRING SHOW PLANT SALES TABLE: One of the show highlights is the quality plants that are offered for sale on the Sales Table. Many members take this as an opportunity to stock up on new plants while others see it as an outlet to sell the plants they have meticulously tendered during the year. Please bring your plants into the Botanic Gardens on Friday afternoon or early Saturday. Sales tags will be available at the September meeting.

Woolgoolga District Orchid Society Inc.
Annual Spring Orchid Show & Garden Expo
Saturday October 1, 2022
Woolgoolga Public School
Yeates Hall
1-11 Scarborough Street
9.00am to 3.00pm

Please Support our Major Sponsor
bcu

- Orchids and other Plants will be on sale at excellent prices
- Magnificent Raffle Prizes to be Won

Hear 6 Expert World-Renowned Speakers
FREE morning & afternoon tea
Bring picnic lunch

Free

Woolgoolga District Orchid Society Inc.

Orchid WORKSHOP

Woolgoolga Public School
Yeates Hall
1-11 Scarborough St.

Sunday November 13
9.00am - 3.30pm

Nurserymen's Orchid Plants on Sale
Lots of Prizes to be Won!

18. CYMBIDIUM FLOWERING TIME - Lots of Cymbidiums are now out in full flower.

